


# DOUBLE WING DOORS

MADE FROM SOFT PVC



## RANGE OF USE

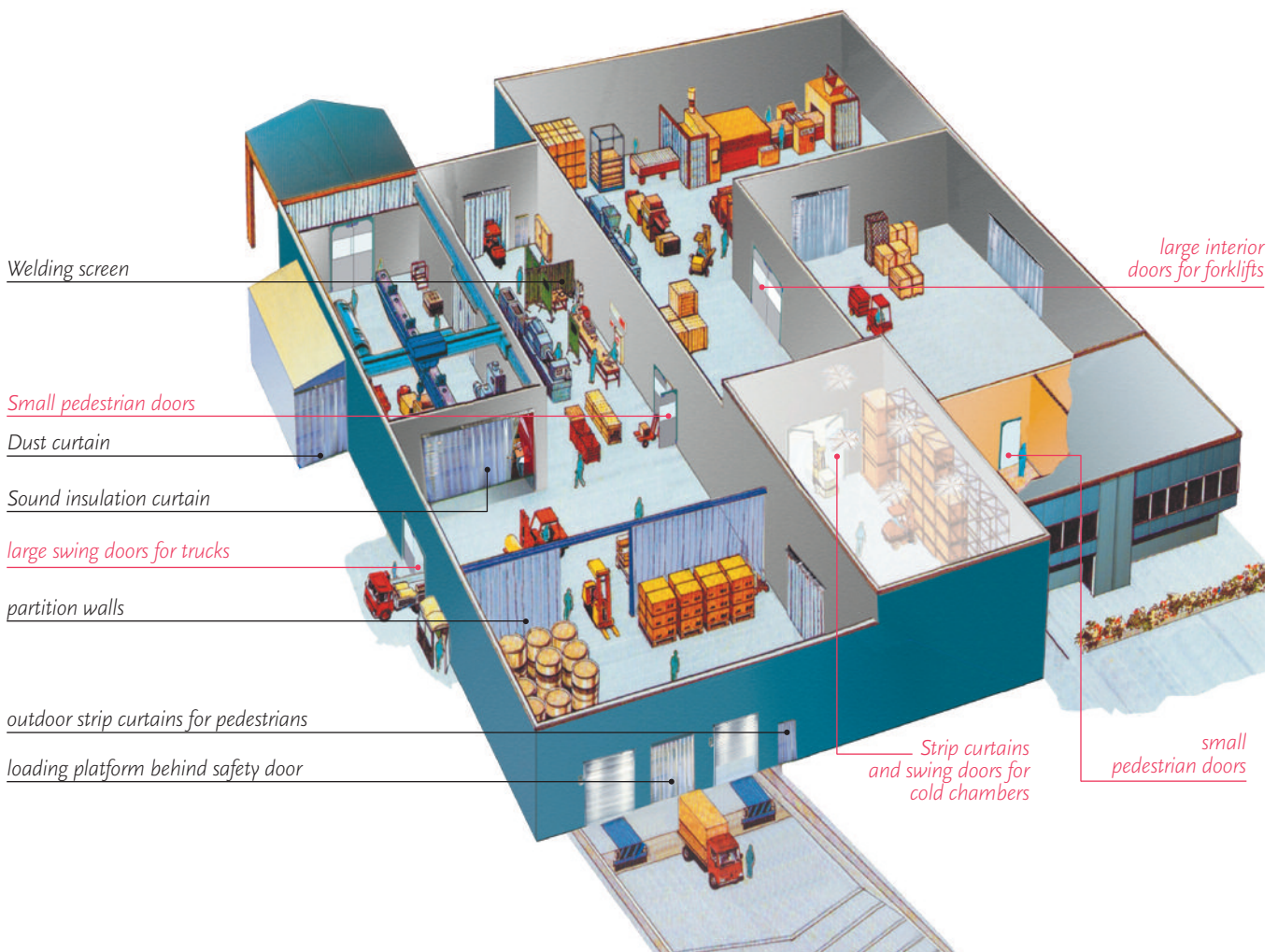
- » Insulation
  - > thermal insulation to the in- and outside
  - > sound insulation
  - > impact protection
  - > dust protection
- » Risk-free and easy entrance and exit
- » Protection from
  - > birds
  - > rats/mice
  - > insects
- » For all kinds of passages
  - > doors for pedestrians and vehicles
  - > partition walls

## PLACES OF USE

- > plants and production lines
- > food processing industry
- > warehouses and cold chambers
- > distribution centers
- > supermarkets and food retail markets
- > loading platforms
- > refrigerated trucks

## DOUBLE WING DOORS

simple and individual setting





## SOFT PVC DOOR FEATURES

### PREMIUM PROPERTIES UNITED

- » Safe**
  - > permanent transparency
  - > durable softness and flexibility
  - > non-toxic
- » Economic**
  - > Energy savings by best insulating properties
  - > Excellent price-performance ratio. High durability. Easy to clean.
  - > Partial replacement of worn components. Recyclable.
- » Efficient**
  - > Quick and easy assembly. Efficient zonal sealing.
  - > Sound insulation. Protection from solids infiltration and/or liquids ingress.
- » Robust**
  - > impact- and tear-resistant, resistant against chemicals, fire-retardant
  - > highly UV-resistant
- » Special Properties**
  - > Selected additives ensure that EXTRUFLEX soft PVC is also best suited for specific requirements such as providing insect protection, improved low-temperature resistance, UV or infrared filters, special colors, etc.

**The soft PVC door leaves are supported by a metallic half-frame. A torsion spring hinge ensures they close automatically.**



*flexible and transparent*



*esthetic*



*robust*



*innovation: two-tone technology*



## VARIOUS DESIGN MODELS

### » Type A: all transparent

Excellent visibility from inside and outside (ensures safety).




### » Type B: semi-transparent

Brush or impact marks are less of a disturbance on the opaque part of the PVC door leaves.



### » Type C: transparent window

Even though the door leaves are partially coated, they still provide sufficient safety thanks to their transparent window.



### » Type D: transparent vertical window Two-tone door leaves

Even though the door leaves are partially coated, they still provide sufficient safety thanks to their transparent window.




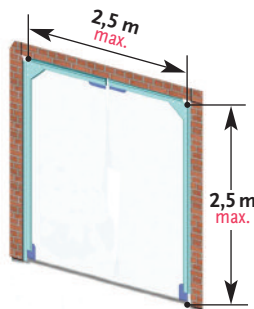
## UNIVERSAL: ONE SOLUTION FOR ALL PASSAGES

### WHICH KIT IS THE BEST FOR YOU?

Our doors kits are available in two different versions:

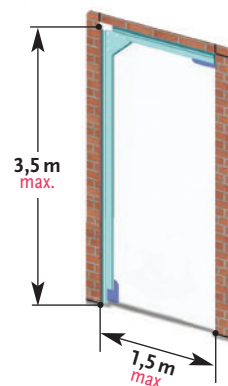
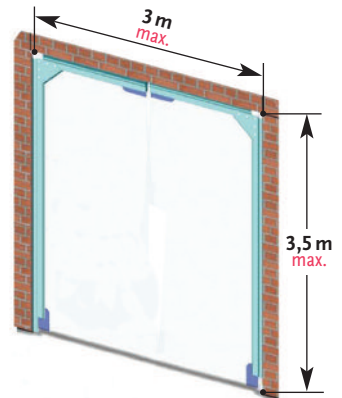
#### » Small:

> for pedestrian gateways/doors up to **2,5 m** (H) x **2,5 m** (W) (double wing door), with PVC thickness ranging from 5 to 7 mm




#### » Large:

> enhanced version for large doors up to **3,5 m** (H) x **3 m** (W) (double wing door for vehicles), with PVC thickness ranging from 7 to 10 mm




## CLEARWAY DOORS OFFER MANY ADVANTAGES



*Top-side fixing  
lintel or wall fixing system*

*PVC  
esthetic, excellent insulating  
properties, easy to clean*



*PVC sealing  
for perfect all-round sealing*



*Safety loop  
more safety for pedestrians and  
vehicles if door wings are accidentally  
detached*



*Torsion spring hinge  
closing mechanism with  
adjustable spring force setting*



*Corner panel  
smart connection to cover  
profile angles*




*Connection tubes  
allow for stable the  
horizontal and vertical  
profiles' assembly at  
right angles*



*interior fixing  
floor or wall fixing system (jamb)*



*Polyester coated PVC end caps  
serve to stabilize the gate/door  
wings' corners and edges*



*aluminum profiles  
stable and shapely*



# EASY TO ASSEMBLE

## ASSEMBLY KIT AND PROFILES

### » Assembly Kit *Figure 1*

Assembly kit containing all components for a double wing door:

- > 2 x spring mechanism
- > 2 x top fixture
- > 2 x setscrews and nuts
- > 2 x interior mounting plate
- > 2 x L-shaped interior mounting plate
- > 2 x connecting tubes
- > 4 x aluminum corner panels
- > 2 x profile end caps
- > 8 x Polyester coated PVC end caps
- > 2 x safety loops

### » Mounting Rails *Figure 2*

- > 8 x rails, 100 mm
- > 4 x rails, 400 mm
- > 4 x rails, 1000 mm
- > fixing screw

### » Aluminum Profiles *Figure 3*

One package of aluminum profiles contains:

- > 2 x profiles for a double wing door
- > 2 x all-round seals

version: small or large  
 aluminum surface: silver anodized or painted white

### » Optionally available: reel of joining seal *Figure 4*

color: orange or grey

figure 1



1a



1b



1c



1d



1e



1f

figure 2



figure 3


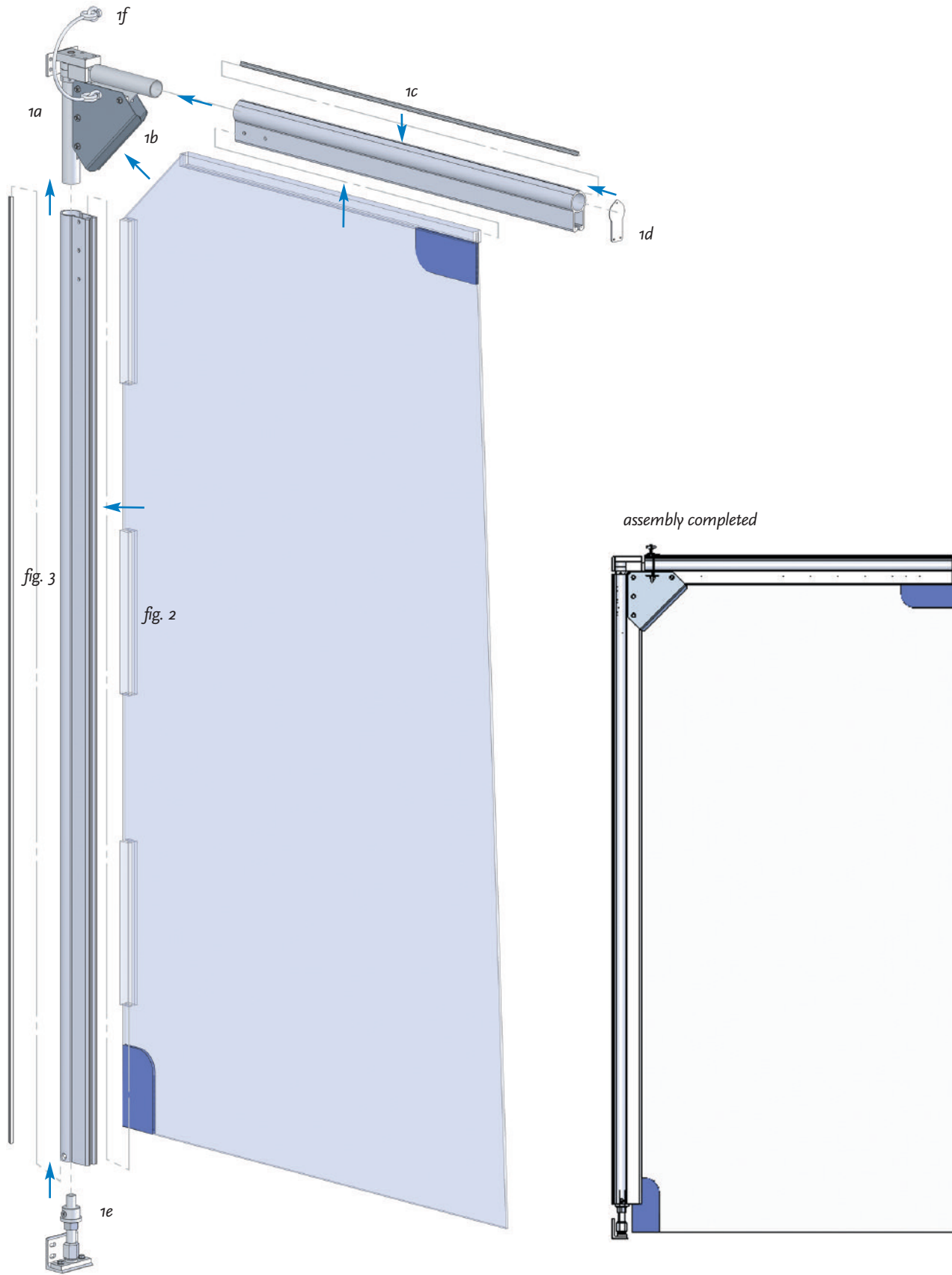


figure 4



## ASSEMBLY



## INSTALLATION

Prior to installation, please check gate/door frames for being vertically and horizontally even by water level.  
If necessary, insert leveling frame.



esthetic



insulatin



robust

### YOUR SPECIALIST RETAILER



[www.extruflex.com](http://www.extruflex.com)



**EXTRUFLEX FRANCE** 16 RUE BAUDIN 92300 LEVALLOIS PERRET / TEL : +33 (0) 1 41 49 99 30 / FAX : +33 (0) 1 47 59 03 33



**EXTRUFLEX UK** UNIT 5 BADMINTON ROAD TRADING ESTATE, YATE, BRISTOL, UK - BS37 5NS / TÉL: +44 (0)1454 322 335 / FAX: +44 (0)1454 325 671



**EXTRUFLEX GERMANY** ETTORE BUGATTI STR.13, D - 51149 KÖLN / TÉL: +49 220 310 24581 / FAX : +49 220 310 24582



**EXTRUFLEX CHINA ASIA PACIFIC** N°1 YOUSHENG ROAD, XIAOLAN INDUSTRIAL ZONE, XIAOLAN, ZHONGSHAN, CN - GUANDONG  
TÉL: +86 760 222 89088 - FAX: +86 760 222 89089



**EXTRUFLEX GOLVEST THAILAND** 69/60 M.6, KINGKAEW 54, KINGKAEW RD., RACHATHEWA, BANGPLEE, SAMUTPRAKARN THAILAND, 10540  
TEL: 0-2738-4939 / FAX:0-2738-4928-9



**EXTRUFLEX GOLDVEST INDONESIA** 5J SEMARANG 118 BLOK B-16, SURABAYA - 60174 INDONESIA. Telp. 62-31 5347368 FAX. 62-31 5481092



**EXTRUFLEX NORTH AMERICA** 245 SCOTLAND DRIVE, ALABASTER, AL 35007, USA / TEL: 800.504.1716 / FAX: 800.501.1096 / INTERNATIONAL: +1.205.588.1635



**EXTRUFLEX DO BRASIL** RUA DESEMBARGADOR OTÁVIO DO AMARAL, 1975, BAIRRO MERCÊS, CEP 80710-620, BRASIL  
TEL: + 55 41 3026-1232 / FAX: + 55 41 3019-2530